

Metering Guidelines

Latest Update to all specs can be found at Bluebonnetelectric.coop

For the member's safety, wiring installation and material shall conform to the requirements of the NEC, TDLR and NESC. All Wiring Installations must also meet local guidelines, if applicable, set forth but the city, county, or other governing entity in the event these requirements are more stringent than Bluebonnet specifications.

General Notes

Applicable to All Specs

1. Weatherproof fittings are required for all connections.
2. The main electrical disconnect for each electrical service, if not mounted on a Bluebonnet pole or on an approved rack, shall be unenclosed and installed on the exterior of the building or approved structure in a location approved by Bluebonnet Electric Cooperative
3. Meter assembly must remain unenclosed on the exterior of a structure.
4. Meter assembly cannot be mounted on a mobile home.
5. Any part of a meter rack or equipment rack shall be a minimum of six feet from Bluebonnet poles or equipment, and shall not impede access for maintenance to Bluebonnet's poles or equipment.
6. Bluebonnet poles must remain free of structures and private attachments other than the meter loop/meter loop riser assembly.
7. Meter loops or risers shall be installed on pole by Bluebonnet.
8. All secondary connections are to be made by Bluebonnet.
9. Neutral(s) must be insulated and may only be reduced two sizes on residential applications. No reduction of the neutral(s) is allowed on commercial applications.
10. Each phase must be sized to accommodate the total main fuses or breakers installed
11. Electric service to fire pumps shall be served through a CT-metered service.
12. Where three-phase is used to provide single-phase service to individual occupants, the load must be balanced between all three phases as equally as possible. This applies whether the single phase services are individually metered or not.
13. For all jobs requiring excavation, including rack or underground, the individual or contractor performing the work shall call TEXAS811 for locating jobs before digging to Bluebonnet equipment. No private utilities will be located.
14. Mobile Home Feeder Cables may not be used from Transformer or UJB to Meter unless the fourth (Green or Bare) Ground wire can be and is removed before installing.
15. If Communication lines are present, 43" of clearance must be maintained between the lowest energized equipment and communication line. Equipment includes but is not limited to drip loops, neutral, transformers, etc.
16. Meter sockets not furnished by Bluebonnet will need to be ringless.

CT Metering Notes

Applies to: MS-112B1, MS-112B3, MS-113B1, MS-113B3, MS-114A1, MS-114B3, MS-115-1, MS-115-3, MS-202A1, MS-202B3, MS-204B1, MS-204B2, MS-204B3, MS-207B, MS-301B, MS-301C, MS-406A, MS-533-1, MS-533-3, MS-554-1, MS-554-3

1. CT Enclosures may be purchased from Techline **(512-332-2978)** and Installed by Member:
Minimum Size 1 Phase: Main Enclosure 30" x 30" x 12"
Backup Enclosure 24" x 30" x 13"
Minimum Size 3 Phase: Main Enclosure 42" x 30" x 13"
Backup Enclosure 24" x 30" x 13"
2. CT enclosures may be purchased at any supplier as long as it meets the minimum dimensions and is able to accommodate a Bluebonnet pad lock.
3. Bluebonnet to provide CTs.
4. The electrical contractor will notify Bluebonnet 72 hours in advance to schedule Bluebonnet personnel to deliver the CT's. The electrician shall install the CT's on the rack with the correct polarity before the conductor is brought through the CT enclosure. Call **(800-842-7708)** to schedule a connect.
5. Electric service to fire pumps shall be served through a CT-metered service.

Standby Generator Notes

Applies to: MS-400, MS-401, MS-401A, MS-402, MS-402A, MS-403, MS-404, MS-405, MS-406, MS-406A, MS-407, MS-408, MS-412

1. Generators shall be placed a minimum of 15' away from Bluebonnet's pole(s) and/or equipment and outside of Bluebonnet's easement.
2. Transfer switches may be on Bluebonnet pole, only if they are in place of a main panel. They may not be in addition to a panel.
3. Any transfer switch that serves as a main (first device past meter) must be service rated
4. Generators must be connected with a dedicated transfer switch. Breaker interlocks are not acceptable.
5. Portable generators may be connected to an inlet through a transfer switch.
6. Transfer switches that plug into the meter base are not acceptable.

Renewable Energy Connection Notes

Applies to: MS-501, MS-502, MS-507T, MS-553-1, MS-553-3, MS-554-1, MS-554-3, MS-41115, MS-41119

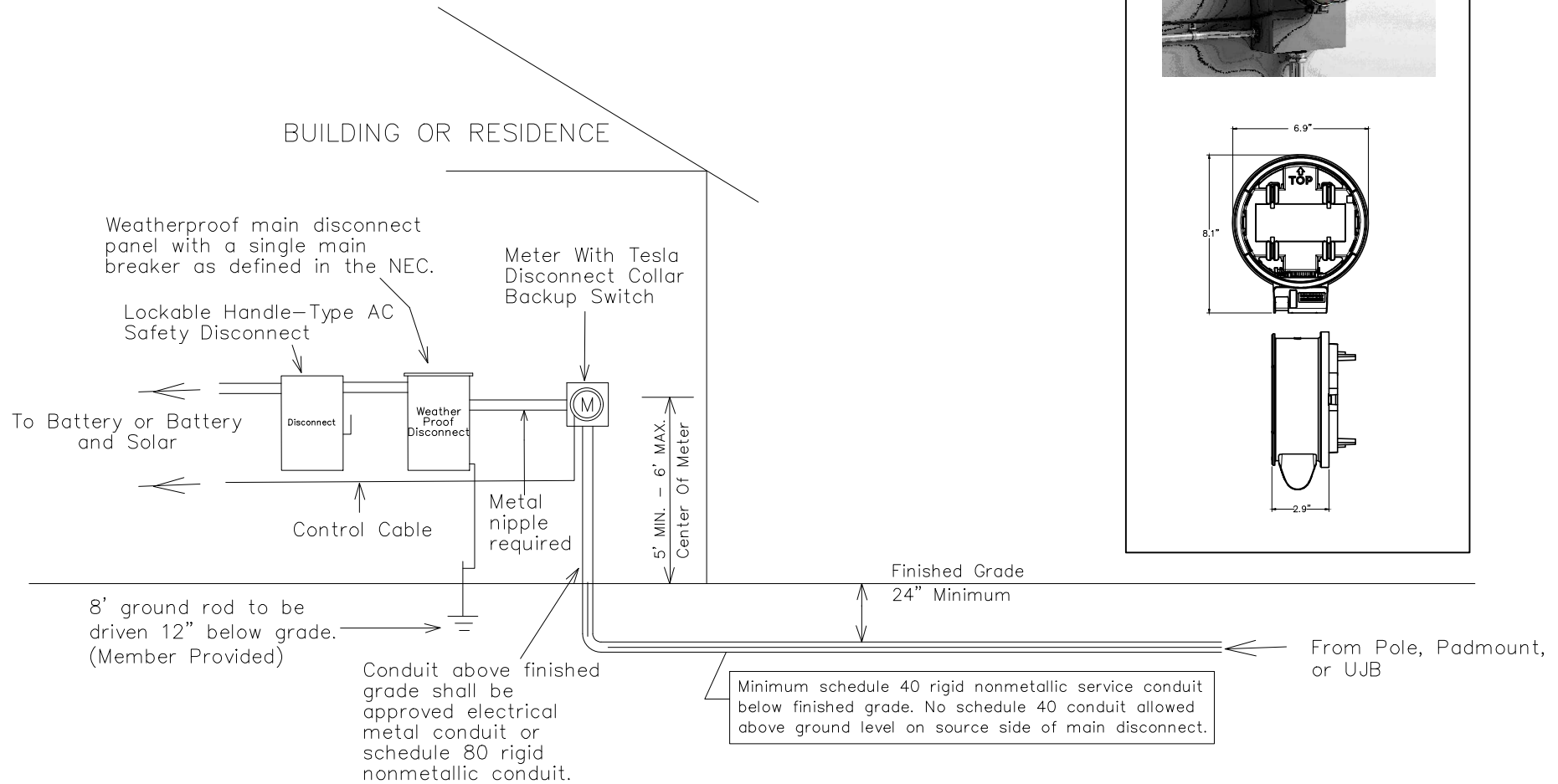
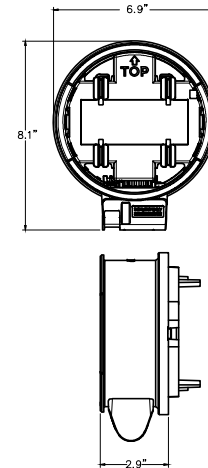

1. The solar and/or battery disconnect(s), if not mounted on an approved rack, shall be installed on the exterior of the building or approved structure in a location approved by Bluebonnet Electric Cooperative.
2. DG disconnect must be clearly labeled and identified.
3. Bluebonnet poles must remain free of structures and private attachments other than the meter loop assembly or riser.
4. Inspection may be required by local jurisdiction if applicable.
5. DG meter or equipment rack (If Applicable) shall be a minimum of 6' away from Bluebonnet's poles and/or equipment.
6. Any installation with Batteries are required to have an accessible disconnect or method of shutdown to disable batteries.

Notes:

1. An additional locking meter ring is required for this installation.
2. A Plaque or directory showing all disconnecting means per NEC 705.10.
3. Installation of the members meter socket will require disconnect for repairs on energized locations.
4. See "Metering Guidelines" for all other applicable notes.

*Refer to other Meter Specs for detailed installation information.

This installation method is ONLY for the Tesla Backup Switch Model 1624171-xx-y. Bluebonnet personnel must be present to de-energize when installing or removing the switch from the meter socket when energized.



RENEWABLE INTERCONNECTION LESS THAN 50 kW AT METER WITH TESLA DISCONNECT COLLAR BACKUP SWITCH	
DATE	REVISIONS
02-28-2022	Removed meter socket note

Drawn By :	SEF
Scale :	NONE

Checked By :	STANDARDS
Date :	09/30/2021

Approved By :	EK
	MS-507T